


# COUNTY OF RUSSELL, VIRGINIA



## Russell County Board of Supervisors COUNTY FINANCIAL BUDGET

**FISCAL YEAR 2023-2024**



**As Adopted June 26, 2023**

## **FOREWORD**

**THE COUNTY OPERATING BUDGET FOR FISCAL YEAR 2023-2024 (JULY 1, 2023, THROUGH JUNE 30, 2024) PRESENTED IN THIS DOCUMENT WAS ADOPTED AND APPROPRIATED BY RESOLUTION OF THE RUSSELL COUNTY BOARD OF SUPERVISORS ON JUNE 26, 2023. THE COUNTY OPERATING BUDGET IS PREPARED AND APPROVED PURSUANT TO §15.2-2503 OF THE 1950 CODE OF VIRGINIA. AMENDMENTS TO THE COUNTY OPERATING BUDGET AS MAY BE APPROVED BY THE RUSSELL COUNTY BOARD OF SUPERVISORS DURING THE COURSE OF FISCAL YEAR 2023-2024 WILL NOT BE SET OUT IN THIS DOCUMENT.**

## **RUSSELL COUNTY BOARD OF SUPERVISORS**

**Lou Ann Wallace, Chairperson**

Supervisor Election District 2

**Oris Christian, Vice-Chairperson**

Supervisor Election At-Large

**Tim Lovelace**

Supervisor Election District 1

**Carl Rhea**

Supervisor Election District 3

**David Eaton**

Supervisor Election District 4

**Steve Breeding**

Supervisor Election District 5

**Rebecca Dye**

Supervisor Election District 6

**Lonzo Lester**

County Administrator

**Katie Patton**

County Attorney

**A RESOLUTION TO APPROVE THE BUDGETS, AS AMENDED, AND APPROPRIATE FUNDS FOR THE COUNTY OF RUSSELL AND THE RUSSELL COUNTY SCHOOL DIVISION FOR THE FISCAL YEAR BEGINNING JULY 1, 2023, AND ENDING JUNE 30, 2024**

WHEREAS, the Budget/Finance Committee has submitted to the Russell County Board of Supervisors a proposed annual budget for the County for the fiscal year beginning July 1, 2023, and ending June 30, 2024, which has been reviewed by the Board of Supervisors; and

WHEREAS, it is necessary to adopt said budget and appropriate sufficient funds to cover the requirements included therein; and

WHEREAS, the Board of Supervisors, in exercising its independent judgment and in concert with the Russell County School Board, has considered the school's annual operating budget; and

WHEREAS, after considering the availability of local funds, approval of the Russell County School Board's Fiscal Year 2023/2024 Educational Budget is based upon funding from the federal government in the amount of \$7,426,790; from the state government in the amount of \$35,583,975; from the local appropriations in the amount of \$9,101,317; and other local revenues in the amount of \$472,554;

BE IT FURTHER RESOLVED that the annual budget in the sum of \$1,978,600 for fiscal year 2023/2024 be, and is hereby, approved for the operation of food service programs authorized and approved by the Russell County School Board subject to and contingent upon the availability of funds;

BE IT STILL FURTHER RESOLVED that the \$9,101,317 appropriated above from the General Fund for Education, includes \$8,024,781 for the local contribution to the School Division for support of the school operation budget;

BE IT STILL FURTHER RESOLVED that an annual appropriation in the sum of \$1,076,536 for fiscal year 2023/2024 be, and is hereby, made for school debt service; for a total amount of \$9,101,317 appropriated for the Russell County School Division subject to and contingent upon the availability of funds;

NOW THEREFORE, BE IT RESOLVED by the Russell County Board of Supervisors this 26th day of June 2023, that the fiscal year 2023/2024 annual budget of the Russell County School Division for school operations in the amount of \$54,563,236 be, and is hereby, approved subject to and contingent upon the availability of funds as indicated in the preamble hereto;

BE IT STILL FURTHER RESOLVED that the following annual appropriations for fiscal year 2023/2024 be, and are hereby, made in the General Fund for the following functions:

<u>Function</u>	<u>Amount</u>
General Administration	\$ 2,365,771
Judicial Administration	3,167,728
Public Safety	6,626,791
Environmental Control	2,507,714
General Services	1,049,521
Health and Welfare	1,377,676
Education	9,334,518
Parks, Recreation & Cultural	572,799
Community Development	392,830
Non-Departmental	276,000
Capital Outlay & Transfers to Other Funds	521,900
Debt Service	<u>982,443</u>
Total General Fund	<u>\$ 29,175,691</u>

BE IT STILL FURTHER RESOLVED that the County Administrator be, and is hereby, authorized to transfer the appropriations in the General Fund Non-Departmental function to the related categories in the various General Fund functions.

BE IT STILL FURTHER RESOLVED that the annual appropriation in the sum of \$375,000 for fiscal year 2023/2024 be, and is hereby, made in the Coal Road Fund.

BE IT STILL FURTHER RESOLVED that the annual appropriation in the sum of \$203,032 for fiscal year 2023/2024 be, and is hereby, made in the Southwest Virginia ASAP Fund.

BE IT STILL FURTHER RESOLVED that the annual appropriation in the sum of \$5,494,856 for fiscal year 2023/2024, and is hereby, made in the Social Services Fund for the Russell County Department of Social Services and is hereby, approved subject to and contingent upon the availability of funds as indicated in the preamble hereto.

BE IT STILL FURTHER RESOLVED that the annual appropriation of the Social Services Fund be, and is hereby, increased if and when additional federal and/or state funds or local contributions become available. The County Administrator shall advise the Board of Supervisors in writing of all such actions.

BE IT STILL FURTHER RESOLVED that the annual appropriation in the sum of \$1,400,0000 for fiscal year 2023/2024 be, and is hereby, made in the Comprehensive Services Act Fund and is hereby, approved subject to and contingent upon the availability of funds as indicated in the preamble hereto.

BE IT STILL FURTHER RESOLVED that the County Treasurer, upon receipt of a written order from the County Administrator, is authorized to advance funds between the County funds under his custody provided, however, that the total advanced to any fund, plus the amount of funds disbursed from that fund, does not exceed the annual appropriation of said fund.

BE IT STILL FURTHER RESOLVED that, the County Administrator shall be, and is hereby, authorized to do all things necessary to apply for federal and state library aid and in addition, the annual appropriation for library operations.

BE IT STILL FURTHER RESOLVED that, the County Treasurer shall be, and is hereby, authorized to implement a ten percent penalty and an interest rate at a rate not to exceed the rate of interest established pursuant to §6621 of the Internal Revenue Code of 1954, as amended, or ten percent annually, whichever is greater, for the second and subsequent years of delinquency. No penalty for failure to pay a tax or installment shall exceed ten percent of the tax past due on such property. In addition, the County Treasurer shall charge a service fee for credit and debit card payments.

BE IT STILL FURTHER RESOLVED that, upon receiving notice of grant or program opportunities offered by various federal, state, local and other outside organizations, the County Administrator or her designee be, and is hereby designated as the agent to execute the necessary grant or program application and other documentation, unless the terms of the grant or program require specific actions by the Board, to give such assurances as may be required by the agreement subject to approval as to form by legal review and to provide such additional information as may be required by the awarding organization. Funding awarded shall be subject to appropriation by the Board of Supervisors prior to expenditure.

BE IT STILL FURTHER RESOLVED that interest earned on grant and program awards received from federal, state, local and other outside organizations be, and is hereby, appropriated to the appropriate functional area to be expended in accordance with guidelines as established by the organizations.

BE IT STILL FURTHER RESOLVED those additional funds received for various County programs, including contributions and donations, be, and are hereby, appropriated for the purpose established by each program.

BE IT STILL FURTHER RESOLVED those funds received for the off-duty employment by deputy sheriff's programs be, and hereby are, appropriated in the General Fund to cover the costs of the program.

BE IT STILL FURTHER RESOLVED that upon receipt of written notification from the State Compensation Board of additional funds for the Constitutional Officers (Commonwealth's Attorney, Sheriff, Clerk of Court, Treasurer and Commissioner of the Revenue) be, and are hereby, appropriated in the General Fund to be expended in accordance with guidelines as established by the state government.

BE IT STILL FURTHER RESOLVED that the annual contributions that are hereby appropriated shall be disbursed on a monthly basis with the amount disbursed not to exceed one-twelfth of the total appropriation, unless otherwise agreed upon. Contributions to the Russell County School Division and the Russell County Department of Social Services are exempt from this limitation. In addition, the County Administrator may require written reports on how previous allocation(s) was/were spent before any future disbursements are made.

BE IT STILL FURTHER RESOLVED that the funds be, and are hereby, appropriated for fiscal year 2023/2024 in the various funds for continuing capital and special projects and grants as of June 30, 2022, not to exceed the Restricted, Committed and Assigned Fund Balances as recorded in the County's audited accounting records. The County Administrator shall advise the Board of Supervisors in writing of all such actions.

BE IT STILL FURTHER RESOLVED that the County Administrator be, and is hereby, authorized to transfer funds within appropriation functions. These transfers may be made to allow the disbursement of funds for unanticipated costs incurred in daily County operations and any such transfer may not result in a change in the total appropriated within the function.

BE IT STILL FURTHER RESOLVED that the County Administrator is hereby the authorized signer for the County petty cash account available to allow for emergency purchases in daily County operations.

BE IT STILL FURTHER RESOLVED that the Board of Supervisors may amend this budget to adjust the aggregate amount to be appropriated during the current fiscal year as prescribed by § 15.2-2507 of the Code of Virginia of 1950, as amended, for all Russell County Departments, Russell County School Divisions, and Russell County Constitutional Offices.

BE IT STILL FURTHER RESOLVED that the Board of Supervisors will amend the Fiscal Year 2023/2024 County-wide Budget to reflect same percentile of the State-wide Budget approved by the General Assembly for the Fiscal Year 2023/2024 Appropriations for a state-wide employee salary increase.

RESOLVED this 26th day of June 2023, by the following vote:

Recorded Vote:

Moved by: \_\_\_\_\_

Seconded by: \_\_\_\_\_

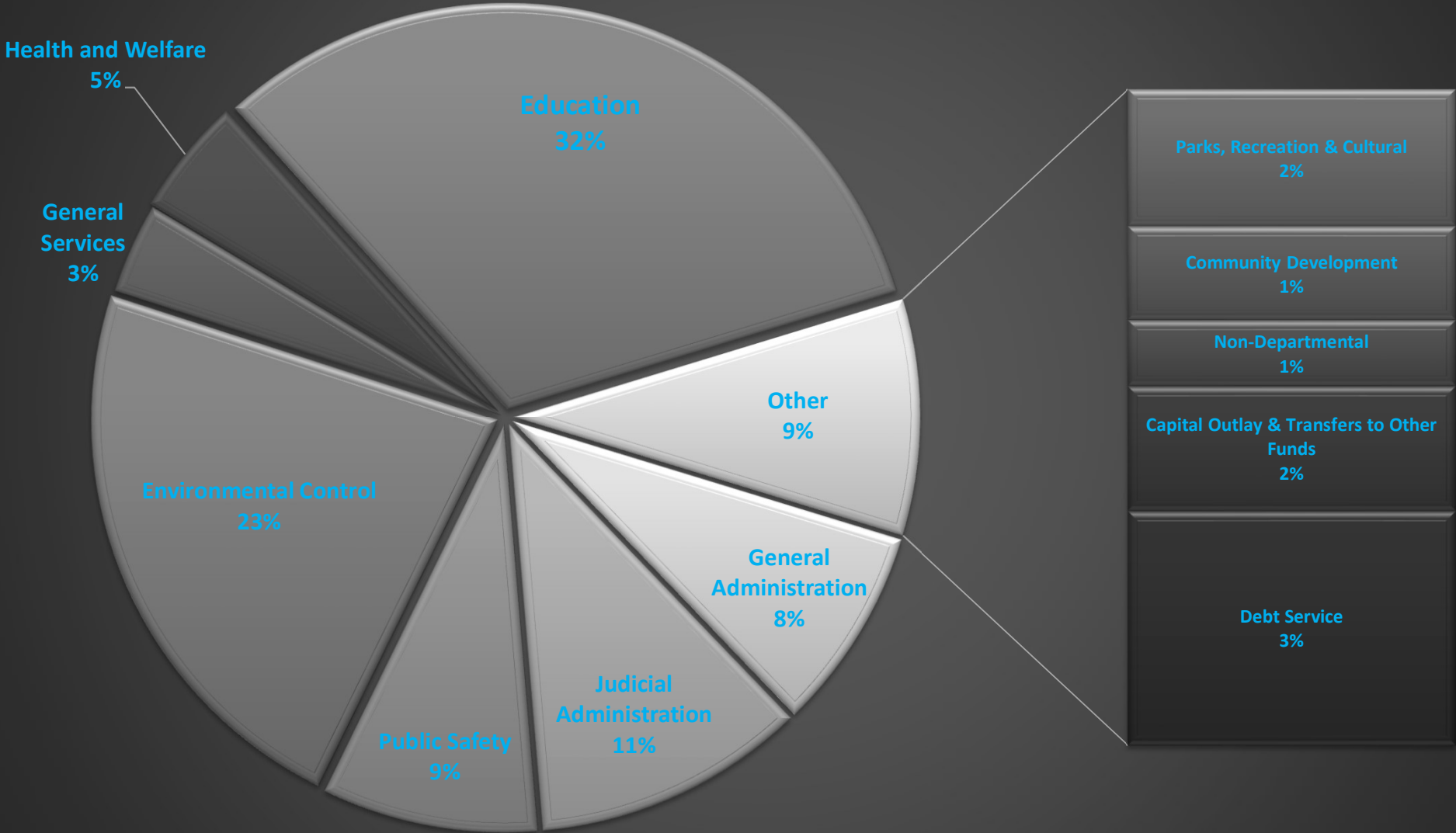
Yeas: \_\_\_\_\_

Nays: \_\_\_\_\_

\_\_\_\_\_  
Lou Ann Wallace, Chairperson  
County of Russell, Virginia

# Russell County

## FY 2023/2024 County-Wide Budget



# **55 Major Department Listing**

## **General Administration**

Board of Supervisors  
County Administration  
Auditors  
Commissioner of Revenue  
Treasurer  
Assessor Office  
Procurement  
Electoral Board

## **Public Safety**

Sheriff's Office  
Litter Control  
Fire Department  
Rescue Department  
State Forestry  
Regional Jail  
Building Inspector  
E-911  
Medical Examiner  
Emergency Management  
Animal Control

## **Education**

RC Schools  
Community College

## **Judicial Administration**

Circuit Court  
General District Court  
Magistrates Office  
Probation Office  
Clerk Office  
Court Security  
Commonwealth Attorney  
Victim Witness

## **Environmental Control**

Disposal Operations & Sites  
Landfill & Transfer Station

## **Health & Welfare**

VDH  
DSS  
CSB  
AASC

## **Other**

Parks  
Community Centers  
Conference Center  
Old Courthouse  
Library  
  
Planning Commission  
IDA  
PSA  
CPPD  
CPHA  
Highway Safety  
Tourism  
Contributions  
CV Soil & Water  
VT Extension Office  
  
Capital Outlay  
County Insurances  
Town Taxes  
Debt Service



## 25 Core Operations - 55 Departments or Programs

1. In 2015, County's financial history reported a **\$1.5 deficit** with a **\$3M RAN** with a S&P/Moody's Bond Rating of **BB** – Speculative - Vulnerable & face major ongoing financial uncertainties
2. Currently, the County's Bond Rating is **AA** – Investment Grade – Very Strong Financial Ongoing Concern - Interest Rate on County Projects – Water/Sewer/Capital Projects & IDA Economic Development Projects

**\$3M Loan @ 2% @ 20 Years = 642,360;**

**\$3M Loan @ 5.5% @ 20 Years =\$1,952,788**

**\$3M Loan @ 6.5% @ 20 Years =\$2,368,125**

Since 2015, the Board has reduced costs through consolidation of operations – **Disposal, landfill operations, restructuring contracts, services in-house & utilizing CWP.**

8 Years BOS – 23% Pay Increase & 2 Bonuses – 7% = 30%

**\$600,000 – Casino Funds – Public Safety, Education, & Transport**

**\$156,875 – Fire & Rescue**

**\$233,201 – SVCC & RACE Program**

**\$209,924 – Court Operations**

**Waste Management Contract**

3. Currently, County has **41 County funded full-time employees & 38 part-time employees** – 14 full-time make minimum wage range.

## Russell County's 25 Major Core Budget Operations

1. Russell County Public Schools	\$9,101,317
2. Regional Jail Contract	\$2,380,671
3. Russell County Landfill & Transfer Station	\$1,450,000
4. Russell County Courts & Court Security	\$3,348,102
5. Russell County Disposal Services	\$ 965,393
6. Russell County Facility Operations (E/W/S)	\$ 913,909
7. Russell County Debt Service	\$ 981,443
8. Russell County Department of Social Services & CSA	\$ 855,575
9. Russell County Sheriff Department	\$ 652,900
10. Russell County 911 Services	\$ 395,819
11. Volunteer Fire & Rescue Departments	\$ 540,715
12. Russell County Health Department	\$ 369,395
13. Cumberland Mountain Community Service Board	\$ 40,000
14. Southwest Virginia Community College	\$ 91,949
15. Russell County RACE College Program	\$ 141,252
16. Russell County Financial Services & Audit	\$ 70,250
17. Electoral Board & Registrar	\$ 212,491
18. Russell County Emergency Management	\$ 132,916
19. Russell County Building Services & Assessor	\$ 276,487
20. Appalachian Agency for Senior Citizens	\$ 85,975
21. Russell County Recreational Parks & Community Centers	\$ 88,500
22. Russell County PSA Dante Sewer	\$ 130,000
23. VPI Extension Services	\$ 100,582
24. Russell County Insurance Program	\$ 375,612
25. Contributions	<u>\$ 26,250</u>

**\$23,727,503**

# Russell County's Full-Fund Employees

## Full-Time Employees

Landfill & Disposal Operations -	7
Administration -	4
Registrar -	1
Treasurer -	2
Tax Coordinator -	1
Judge Secretary -	1
Community Work Prog. Coord. -	1
Animal Control -	3
Building Inspector -	2
Emergency Management -	1
Building Maintenance -	3
Housekeeping -	2
Tourism -	1
Conference Center -	1
Library -	4
E911 Services -	5
Assessors -	<u>2</u>
	41

## Part-Time Employees

<b>County Administration -</b>	<b>1</b>
<b>Building Maintenance -</b>	<b>1</b>
<b>Litter Control -</b>	<b>1</b>
<b>Court Bailiffs -</b>	<b>3</b>
<b>E911 Dispatch -</b>	<b>2</b>
<b>Community Work Program -</b>	<b>2</b>
<b>Disposal Sites &amp; Landfill Operations -</b>	<b>20</b>
<b>Library -</b>	<b><u>7</u></b>
	<b>37</b>

**Funds given to Fire Depts and Rescues  
July 1, 2020 - August 2022**

Volunteer Fire Departments	Total Appro. Received July 20-Aug 22	Cares(Covid)	ARPA	Grand Total:		Appropriations received Sept22- March 23
Lebanon	\$57,633.34	\$15,000.00	\$20,000.00	\$92,633.34		\$22,516.22
Cleveland	\$57,633.34	\$15,000.00	\$20,000.00	\$92,633.34		\$22,516.22
Dante	\$57,633.34	\$15,000.00	\$20,000.00	\$92,633.34		\$22,516.22
Honaker	\$57,633.34	\$15,000.00	\$20,000.00	\$92,633.34		\$22,516.62
St.Paul	\$8,016.68	\$15,000.00	\$20,000.00	\$43,016.68		\$9,158.31
Belfast/Rosedale	\$57,633.34	\$15,000.00	\$20,000.00	\$92,633.34		\$22,516.62
Copper Creek/Moccasin	\$57,633.34	\$15,000.00	\$20,000.00	\$92,633.34		\$30,275.00
Castlewood	\$57,633.34	\$15,000.00	\$20,000.00	\$92,633.34		\$22,516.62
						\$174,531.83
Rescue Squads:						
New Garden	\$67,978.02	\$15,000.00	\$20,000.00	\$102,978.02		\$25,301.57
Lebanon	\$67,978.02	\$15,000.00	\$20,000.00	\$102,978.02		\$25,301.57
Cleveland	\$67,978.02	\$15,000.00	\$20,000.00	\$102,978.02		\$26,176.57
Castlewood	\$67,978.02	\$15,000.00	\$20,000.00	\$102,978.02		\$25,301.57
Dante	\$67,978.02	\$15,000.00	\$20,000.00	\$102,978.02		\$26,176.57
					Total:	\$128,257.85
		Total given to all		\$1,206,340.16		

**Grand Total given from July 2020 through March 2023: \$1,334,598.01**

# FY 2023/2024 BUDGETED EXPENDITURES

County of Russell  
Budget Expenditures  
FYE 6/30/2024

		Actual Expenditures FYE 6/30/20	Actual Expenditures FYE 6/30/21	Actual Expenditures FYE 6/30/22	Approved Expenditures FYE 6/30/23	Proposed Expenditures FYE 6/30/24	
<b>Volunteer Fire Department (32020)</b>							
Contractual Services:							
3009	Purchase of services	-	-	-	-	-	0.0%
Other Charges:							
5604	Contributions to fire departments						
	- Lebanon	26,600	26,600	26,600	26,600	40,000	50.4%
	- Cleveland	26,600	26,600	26,600	26,600	40,000	50.4%
	- Dante	26,600	26,600	26,600	26,600	40,000	50.4%
	- Honaker	26,600	26,600	26,600	26,600	40,000	50.4%
	- St. Paul	3,700	3,700	3,700	3,700	5,550	50.0%
	- Belfast/Rosedale	26,600	26,600	26,600	26,600	40,000	50.4%
	- Copper Creek/Moccasin * 1.5	39,900	39,900	39,900	39,900	59,850	50.0%
	- Castlewood	26,600	26,600	26,600	26,600	40,000	50.4%
	Subtotal	<u>203,200</u>	<u>203,200</u>	<u>203,200</u>	<u>203,200</u>	<u>305,400</u>	50.3%
Capital Outlay:							
8002	Annual Lease Payment	3,900	3,900	3,900	3,900	3,900	0.0%
9000	Fire Program Grant	86,763	90,786	96,219	96,000	96,000	0.0%
	Subtotal	<u>90,663</u>	<u>94,686</u>	<u>100,119</u>	<u>99,900</u>	<u>99,900</u>	0.0%
	<b>Total Volunteer Fire Department</b>	<u><b>293,863</b></u>	<u><b>297,886</b></u>	<u><b>303,319</b></u>	<u><b>303,100</b></u>	<u><b>405,300</b></u>	<b>33.7%</b>

# FY 2023/2024 BUDGETED EXPENDITURES

County of Russell  
Budget Expenditures  
FYE 6/30/2024

	Actual Expenditures FYE 6/30/20	Actual Expenditures FYE 6/30/21	Actual Expenditures FYE 6/30/22	Approved Expenditures FYE 6/30/23	Proposed Expenditures FYE 6/30/24	
<b>Rescue Squads / 911 Calls (32030)</b>						
Other Charges:						
5413 Other expenses	-	-	-	-	-	0.0%
5604 Contributions to Rescue Squads						
- New Garden	31,375	31,374	31,375	31,375	47,063	50.0%
- Lebanon	31,375	31,374	31,375	31,375	47,063	50.0%
- Cleveland	32,875	32,874	32,875	32,875	47,063	43.2%
- Castlewood	31,375	31,374	31,375	31,375	47,063	50.0%
- Dante	32,875	32,874	32,875	32,875	47,063	43.2%
5606 Four for Life	30,000	30,606	37,396	30,000	30,000	0.0%
5607 911 Calls	-	-	-	-	-	0.0%
5608 EMS Council	-	-	-	-	-	0.0%
Subtotal	<u>189,875</u>	<u>190,476</u>	<u>197,271</u>	<u>189,875</u>	<u>265,315</u>	39.7%
<b>Total Rescue Squad/911 Calls</b>	<u>189,875</u>	<u>190,476</u>	<u>197,271</u>	<u>189,875</u>	<u>265,315</u>	39.7%

**Buchanan**  
**Dickenson**  
**Lee**  
**Norton**  
**Russell**  
**Scott**  
**Smyth**  
**Tazewell**  
**Washington**  
**Wise**



**P. O. Box 279**  
**Meadowview, VA 24361**

**Phone**  
**(276) 739-3520**  
**Fax**  
**(276) 739-3534**

**Stephen Clear**  
**Superintendent**

**Date:** April 25, 2023  
**To:** Mr. Lonzo Lester, County Administrator  
 Russell County  
**From:** Southwest Virginia Regional Jail Authority  
**Re:** Fiscal Year Ending June 30, 2024 Budget

On April 18, 2023, the Southwest Virginia Regional Jail Authority Board met to discuss the Operating and Debt Service Budget for Fiscal Year Ending June 30, 2024. The approved budget totals \$56,443,673.75. The locality's inmate per diem for Operations will be \$43.61, and the inmate per diem for Debt Service will be \$9.27.

**Russell County**

	<b>Budget FY2023</b>	<b>Budget FY2024</b>
Inmate Count:	160	110
Operating:	\$2,192,609.07	\$1,750,873.76
Debt Service:	\$ 484,181.57	\$ 372,307.69

In addition, the following is a current estimate of what your jurisdiction will owe to the Authority in July 2023 for the year-end reconciliation. The estimate is based on the current number of inmates held.

**Estimated Amt. Due July 2023**

**Year End Reconciliation (\$580,163.27)**



Population Projections by Age and Gender

	2020		2030		2040	
	Female	Male	Female	Male	Female	Male
<b>Under 5 years</b>	651	658	612	619	580	587
<b>5 to 9 years</b>	653	661	597	604	569	577
<b>10 to 14 years</b>	826	803	730	709	694	675
<b>15 to 19 years</b>	780	837	676	725	624	670
<b>20 to 24 years</b>	703	748	714	759	638	678
<b>25 to 29 years</b>	670	744	646	717	566	628
<b>30 to 34 years</b>	681	720	675	714	693	733
<b>35 to 39 years</b>	698	665	661	630	645	615
<b>40 to 44 years</b>	774	760	674	662	676	665
<b>45 to 49 years</b>	929	887	689	658	660	630
<b>50 to 54 years</b>	979	945	807	780	711	687
<b>55 to 59 years</b>	1,068	1,022	920	880	690	660
<b>60 to 64 years</b>	1,178	1,178	950	950	793	793
<b>65 to 69 years</b>	1,048	922	977	860	853	751
<b>70 to 74 years</b>	890	721	1,054	853	855	693
<b>75 to 79 years</b>	670	478	829	591	765	545
<b>80 to 84 years</b>	397	281	524	371	616	437
<b>85 years and over</b>	353	199	414	233	503	283
	<b>13,948</b>	<b>13,229</b>	<b>13,149</b>	<b>12,315</b>	<b>12,131</b>	<b>11,307</b>
	<b>27,177</b>		<b>25,464</b>		<b>23,438</b>	

Source: Weldon Cooper Center for Public Service.

Population Projections by Race/Ethnicity

	2020	2030	2040
<b>Total</b>			
Total Population	27,177	25,465	23,437
<b>Race</b>			
White	26,282	24,374	22,035
Black or African American	228	264	322
Asian	72	103	160
Other	214	224	232
<b>Ethnicity</b>			
Hispanic or Latino (of any race)	381	499	688

Source: Weldon Cooper Center for Public Service.

**Top 10 Places Residents are Commuting To**


Area	Workers
Tazewell County, VA	1,312
Washington County, VA	1,197
Wise County, VA	866
Buchanan County, VA	563
Bristol city, VA	338
Sullivan County, TN	310
Dickenson County, VA	277
Norton city, VA	213
Smyth County, VA	205
Scott County, VA	155

5,436

**Top 10 Places Workers are Commuting From**

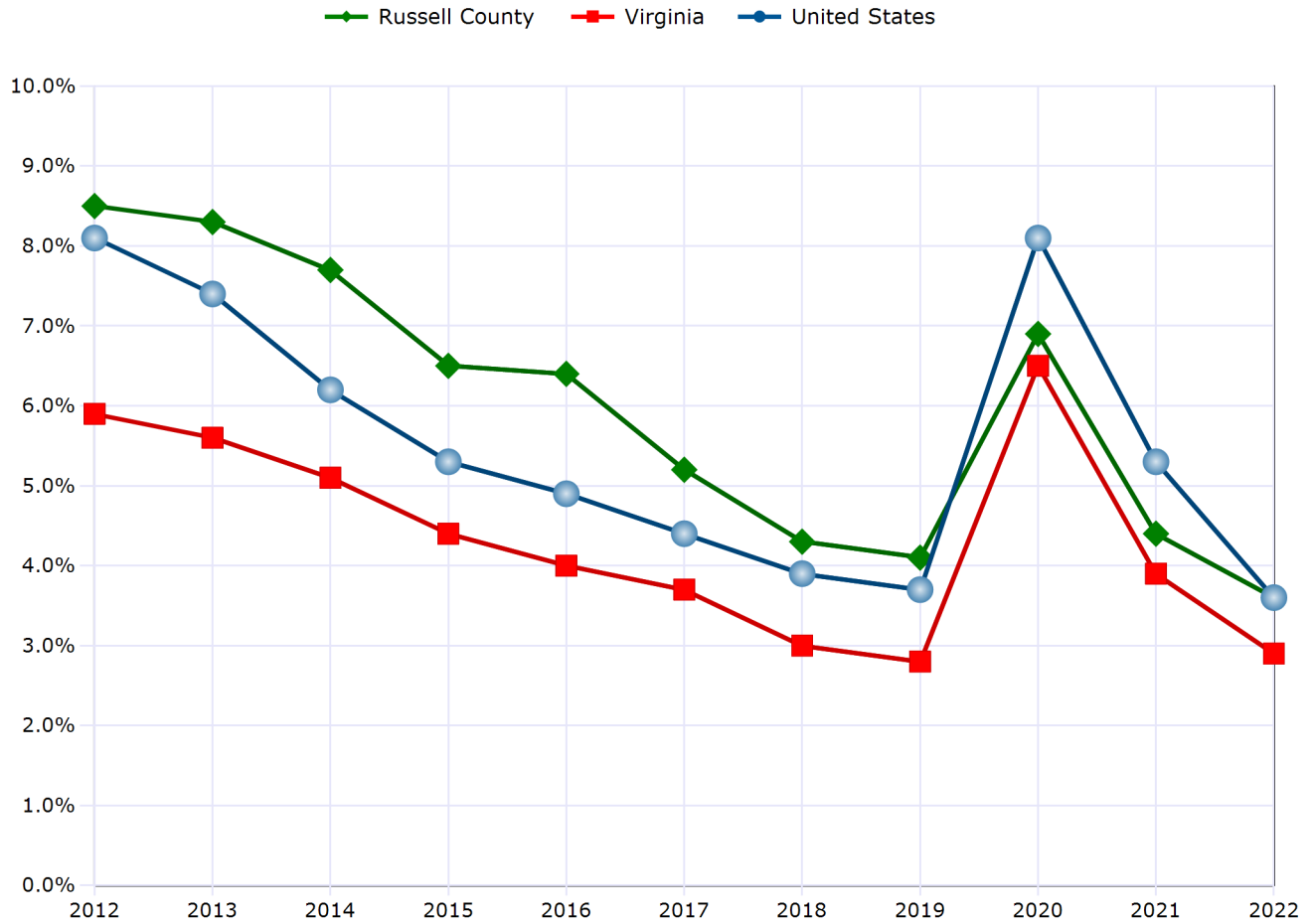
Area	Workers
Washington County, VA	569
Tazewell County, VA	491
Dickenson County, VA	350
Wise County, VA	295
Buchanan County, VA	285
Lee County, VA	260
Smyth County, VA	172
Scott County, VA	146
Sullivan County, TN	132
Fairfax County, VA	78

2,778



## Unemployment Rates

*Trends*

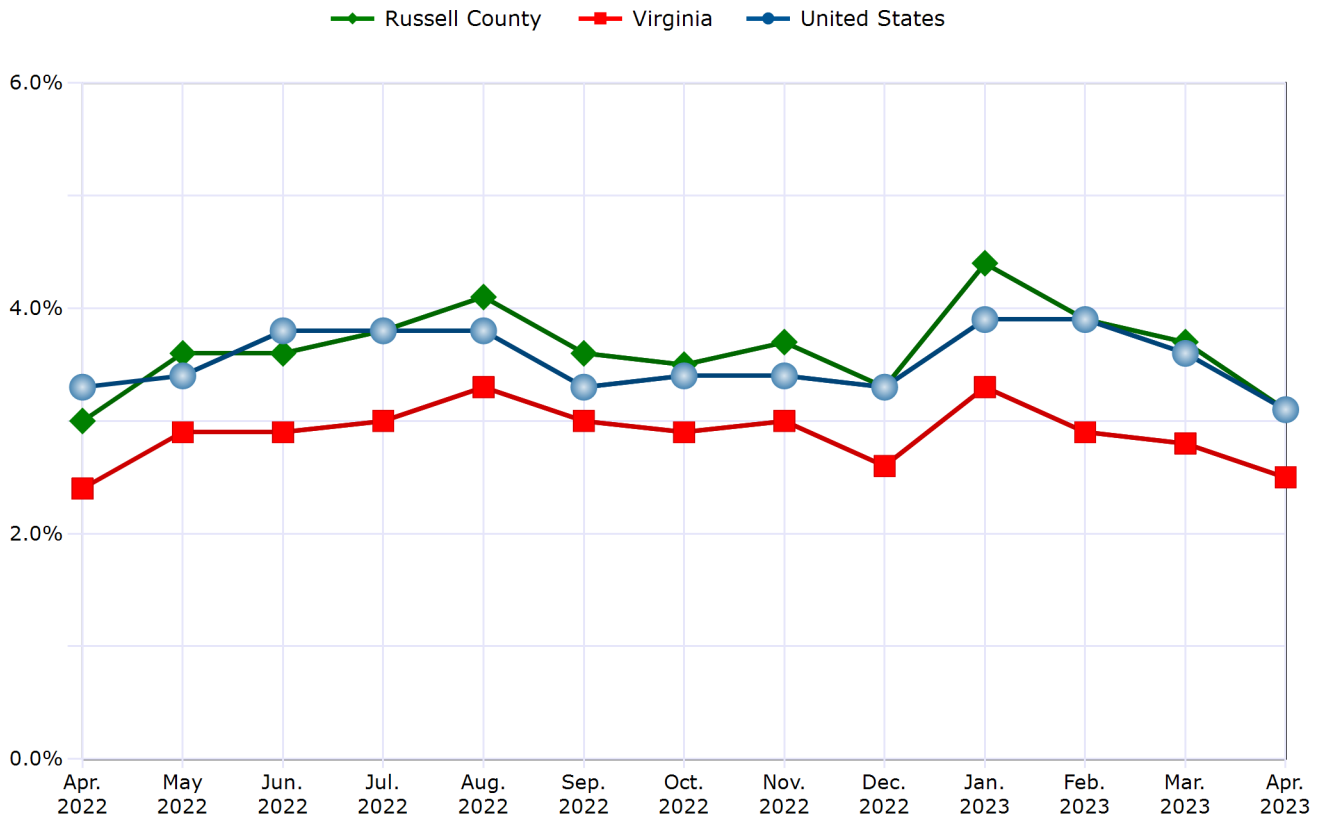


	Russell County	Virginia	United States
<b>2012</b>	8.5%	5.9%	8.1%
<b>2013</b>	8.3%	5.6%	7.4%
<b>2014</b>	7.7%	5.1%	6.2%
<b>2015</b>	6.5%	4.4%	5.3%
<b>2016</b>	6.4%	4.0%	4.9%
<b>2017</b>	5.2%	3.7%	4.4%
<b>2018</b>	4.3%	3.0%	3.9%
<b>2019</b>	4.1%	2.8%	3.7%
<b>2020</b>	6.9%	6.5%	8.1%
<b>2021</b>	4.4%	3.9%	5.3%
<b>2022</b>	3.6%	2.9%	3.6%

Source: Virginia Employment Commission, Economic Information & Analytics, Local Area Unemployment Statistics.

## Unemployment Rates

*Past 12 Months*



	Russell County	Virginia	United States
<b>Apr. 2022</b>	3.0%	2.4%	3.3%
<b>May 2022</b>	3.6%	2.9%	3.4%
<b>Jun. 2022</b>	3.6%	2.9%	3.8%
<b>Jul. 2022</b>	3.8%	3.0%	3.8%
<b>Aug. 2022</b>	4.1%	3.3%	3.8%
<b>Sep. 2022</b>	3.6%	3.0%	3.3%
<b>Oct. 2022</b>	3.5%	2.9%	3.4%
<b>Nov. 2022</b>	3.7%	3.0%	3.4%
<b>Dec. 2022</b>	3.3%	2.6%	3.3%
<b>Jan. 2023</b>	4.4%	3.3%	3.9%
<b>Feb. 2023</b>	3.9%	2.9%	3.9%
<b>Mar. 2023</b>	3.7%	2.8%	3.6%
<b>Apr. 2023</b>	3.1%	<b>3.6%</b>	3.1%

Source: Virginia Employment Commission, Economic Information & Analytics, Local Area Unemployment Statistics.

### Employers by Size of Establishment

	Russell County	Virginia
<b>0 to 4 employees</b>	371	203,575
<b>5 to 9 employees</b>	103	40,232
<b>10 to 19 employees</b>	64	29,785
<b>20 to 49 employees</b>	40	22,075
<b>50 to 99 employees</b>	11	7,475
<b>100 to 249 employees</b>	7	3,821
<b>250 to 499 employees</b>	***	1,074
<b>500 to 999 employees</b>	***	381
<b>1000 and over employees</b>	0	262
	<b>599</b>	<b>308,680</b>

### Employment by Size of Establishment

	Russell County	Virginia
<b>0 to 4 employees</b>	511	258,436
<b>5 to 9 employees</b>	676	266,976
<b>10 to 19 employees</b>	878	405,292
<b>20 to 49 employees</b>	1,242	666,803
<b>50 to 99 employees</b>	787	515,104
<b>100 to 249 employees</b>	1,039	565,350
<b>250 to 499 employees</b>	***	366,084
<b>500 to 999 employees</b>	***	260,250
<b>1000 and over employees</b>	0	707,733
	<b>6,473</b>	<b>4,012,028</b>

Note: Asterisks (\*\*\*) indicate non-disclosable data.

'Zero; no employment' typically represents new startup firms or sole-proprietorships.

Source: Virginia Employment Commission, Economic Information & Analytics, Quarterly Census of Employment and Wages (QCEW), 4th Quarter (October, November, December) 2022.

## 50 Largest Employers

- |  |   |
|--|---|
| 1. Russell County School Board                 | 26. Home Nursing Company                          |
| 2. Samuel Son Co Usa Inc                       | 27. Jm Conveyors LLC                              |
| 3. Wal Mart                                    | 28. Appalachian Development, LLC                  |
| 4. CGI Federal Inc                             | 29. Postal Service                                |
| 5. County of Russell                           | 30. Northrop Grumman Corporation                  |
| 6. Cingular Wireless Employe                   | 31. Wdsy Lebanon LLC                              |
| 7. Mountain States Health Al                   | 32. United Mine Workers of Am                     |
| 8. Lebanon Apparel Corporation                 | 33. Morgan McClure Chevrolet. Oldsmobile, Pontiac |
| 9. Gazelle University                          | 34. Paramount Coal Company                        |
| 10. Gardner Inc                                | 35. Charter Foods Inc                             |
| 11. Kissito Healthcare                         | 36. Hardee's                                      |
| 12. Cleco Corporation                          | 37. Holston Medical Group                         |
| 13. Food City                                  | 38. Starnes Communications Llc                    |
| 14. E. Dillon & Company, Inc.                  | 39. Polycap LLC                                   |
| 15. Mcdonalds Of Gate City                     | 40. Charles T Roark                               |
| 16. VDOT                                       | 41. Gas Field Services Inc.                       |
| 17. Mountain States Physicians Group           | 42. American Plus                                 |
| 18. Shore Stop Store                           | 43. Community Medical Care                        |
| 19. New Peoples Bank                           | 44. New River Hardwoods Inc                       |
| 20. Appalachian Aggregates LLC                 | 45. Quality Paving Inc.                           |
| 21. Town of Lebanon                            | 46. Russell County P S A                          |
| 22. Blue Ridge Chrysler Dodge                  | 47. Dolgencorp LLC                                |
| 23. Virginia Division of Community Corrections | 48. Decision HR Inc                               |
| 24. Appalachian Power Company                  | 49. Southwest Virginia Veterinary Services        |
| 25. CGI Technologies & Solutions Inc.          | 50. Starnes Inc.                                  |

Source: Virginia Employment Commission, *Economic Information & Analytics, Quarterly Census of Employment and Wages (QCEW), 4th Quarter (October, November, December) 2022.*

### Did you know...

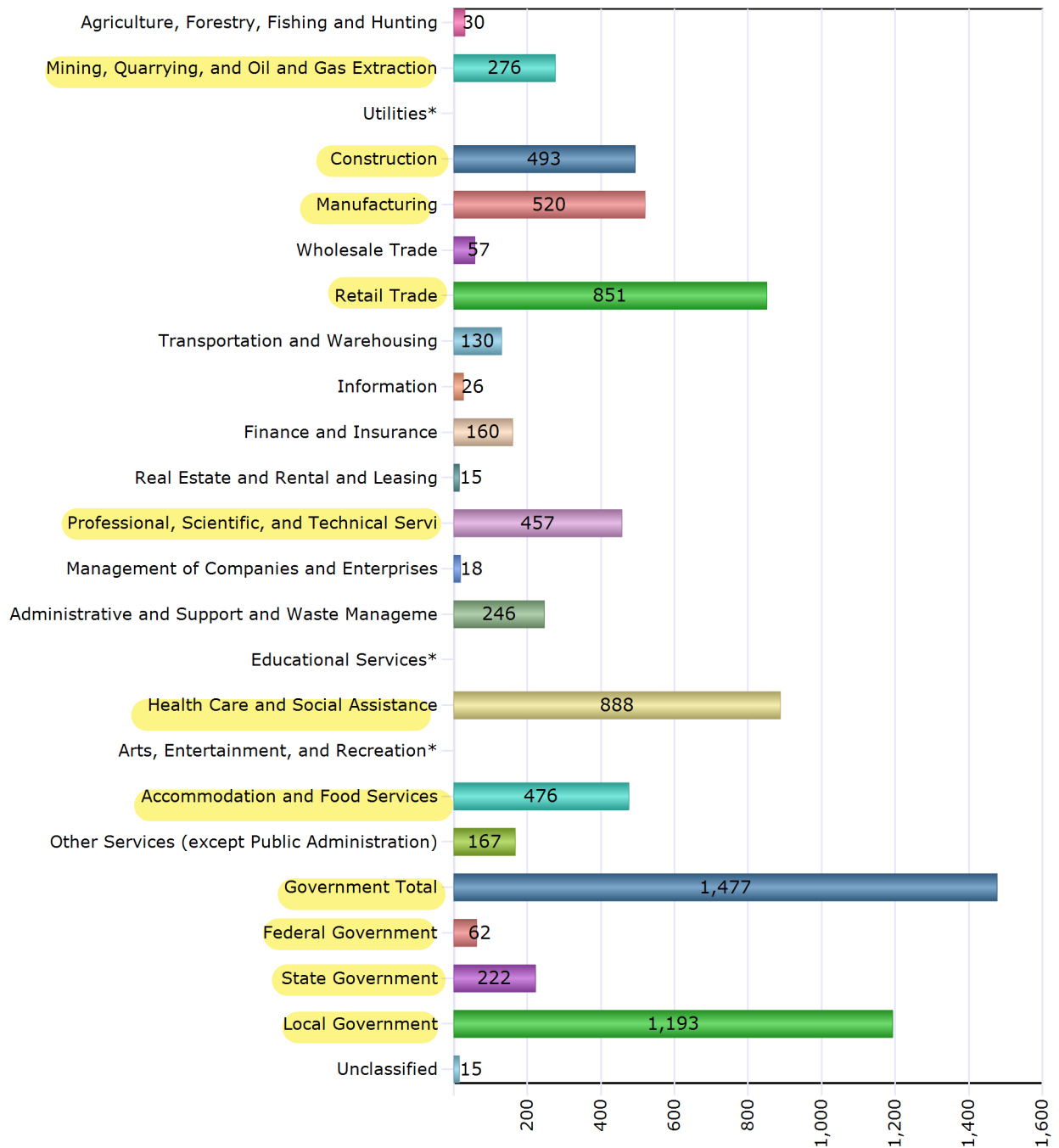
you can search over 300,000 employer listings on our website provided by Infogroup? This easy-to-use feature lets you search for employers by keyword, industry, sales volume, size range, and more!



For this data and more, visit us on the web at:

[www.VirginiaLMI.com](http://www.VirginiaLMI.com)

### Employment by Industry

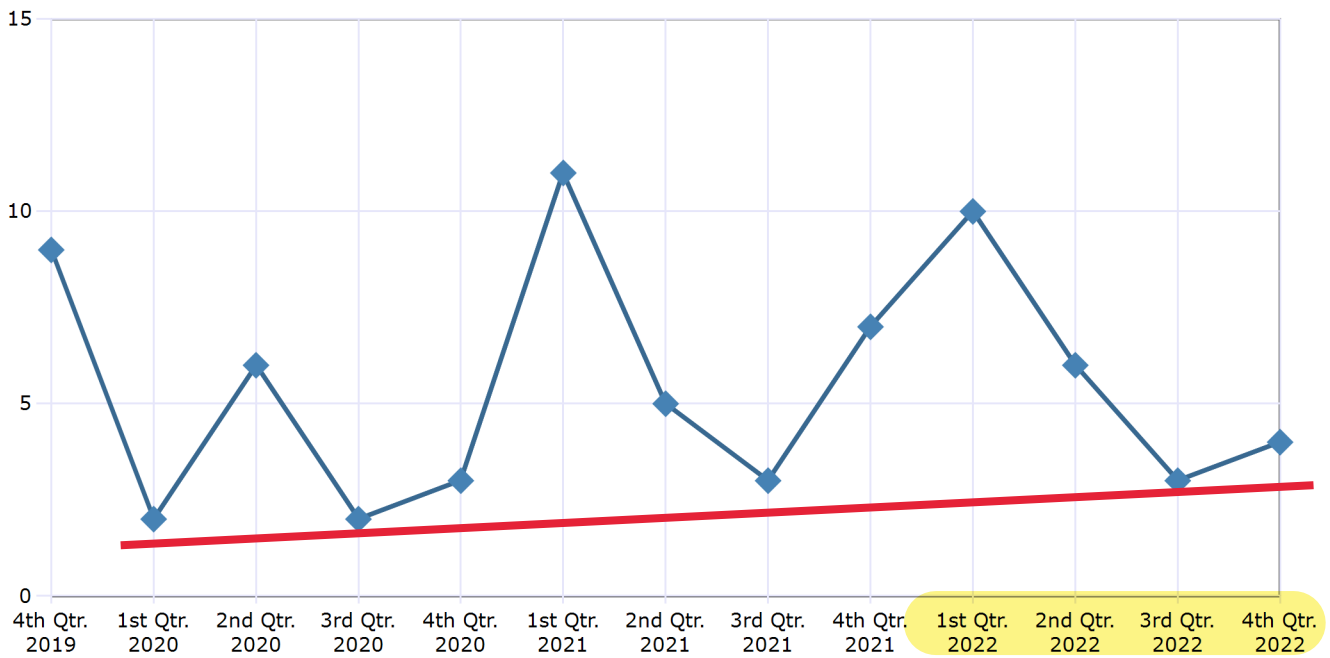


**Total: 6,473**

Note: Asterisk (\*) indicates non-disclosable data.

Source: Virginia Employment Commission, Economic Information & Analytics, Quarterly Census of Employment and Wages (QCEW), 4th Quarter (October, November, December) 2022.

New Startup Firms



	Russell County	Virginia
4th Qtr. 2019	9	4,219
1st Qtr. 2020	2	4,299
2nd Qtr. 2020	6	3,279
3rd Qtr. 2020	2	4,309
4th Qtr. 2020	3	4,433
1st Qtr. 2021	11	5,190
2nd Qtr. 2021	5	4,866
3rd Qtr. 2021	3	4,948
4th Qtr. 2021	7	4,345
1st Qtr. 2022	10	5,291
2nd Qtr. 2022	6	4,993
3rd Qtr. 2022	3	4,850
4th Qtr. 2022	4	3,957

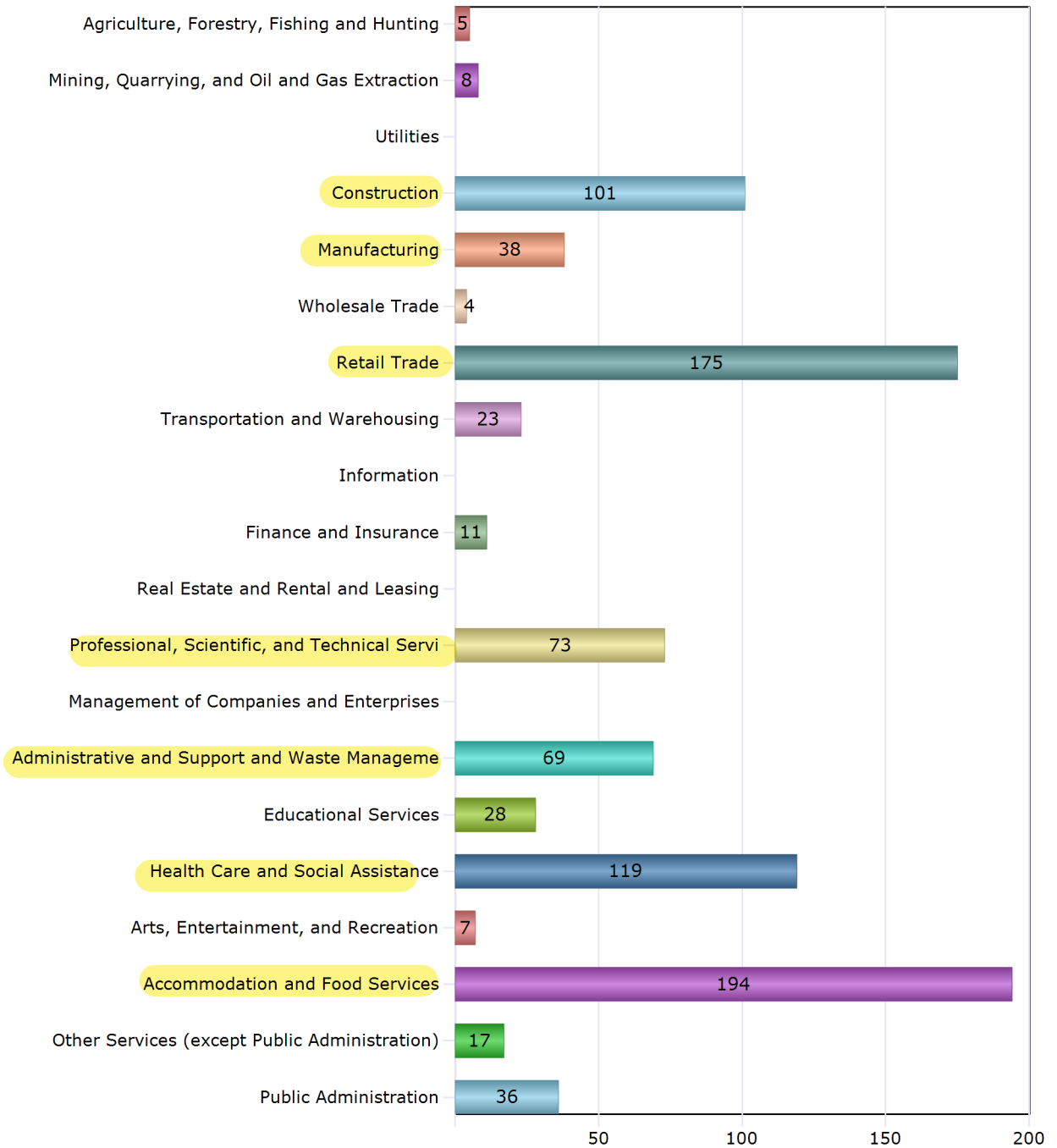
Note: The following criteria was used to define new startup firms:

- 1.) Setup and liability date both occurred during 4th Quarter (October, November, December) 2022
- 2.) Establishment had no predecessor UI Account Number
- 3.) Private Ownership
- 4.) Average employment is less than 250
- 5.) For multi-unit establishments, the parent company must also meet the above criteria.

Source: Virginia Employment Commission, Economic Information & Analytics, Quarterly Census of Employment and Wages (QCEW), 4th Quarter (October, November, December) 2022.



### New Hires by Industry



**Total: 908**

Source: U.S. Census Bureau, Local Employment Dynamics (LED) Program, 2nd Quarter (April, May, June) 2022, all ownerships.

## Age of Workers by Industry

	14–18	19–21	22–24	25–34	35–44	45–54	55–64	65+
<b>Total, All Industries</b>	<b>166</b>	<b>283</b>	<b>366</b>	<b>1,278</b>	<b>1,360</b>	<b>1,393</b>	<b>1,082</b>	<b>497</b>
Agriculture, Forestry, Fishing and Hunting				4		8	6	4
Mining, Quarrying, and Oil and Gas Extraction		5	13	38	35	44	46	13
Utilities								
Construction	4	27	25	107	106	129	106	33
Manufacturing	6	15	30	131	97	144	108	35
Wholesale Trade	3		7	11	10	10	13	10
Retail Trade	37	84	84	186	163	162	113	60
Transportation and Warehousing		4	9	35	23	43	27	16
Information				5	4	13	5	11
Finance and Insurance		3	5	32	41	39	28	10
Real Estate and Rental and Leasing					8	5	4	3
Professional, Scientific, and Technical Services	7	5	47	172	159	120	72	28
Management of Companies and Enterprises			3	6	4	4	7	4
Administrative and Support and Waste Management			16	57	65	55	25	5
Educational Services	6	26	20	101	180	204	175	90
Health Care and Social Assistance	4	32	39	191	219	207	173	80
Arts, Entertainment, and Recreation				4				
Accommodation and Food Services	87	55	39	99	105	57	42	19
Other Services (except Public Administration)	4	10	10	22	44	26	24	27
Public Administration	8	10	18	71	88	117	99	50

Source: U.S. Census Bureau, Local Employment Dynamics (LED) Program, 2nd Quarter (April, May, June) 2022, all ownerships.

## What is LED?

Developed by the U.S. Census Bureau, the Local Employment Dynamics (LED) program merges Virginia's Unemployment Compensation wage and employer records with Census demographic data. Read more about LED on the following website:

<http://lehd.did.census.gov/led/>

